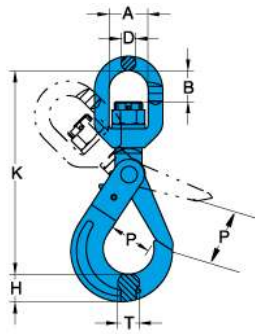




EXTREME-100



New

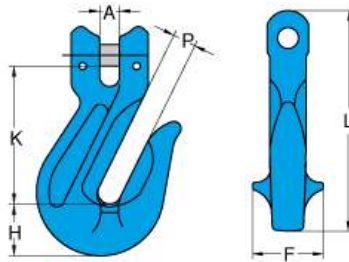


G-100 Swivel Self Locking Hook – Design factor 4:1 proof tested and certified - Cert supplied on request

Grade 100 chain	WLL lbs	Dimensions (inches)							Wt. lbs	Pcs box	Brass Bushing
		A	B	D	H	K	P	T			Part Number
1/4-5/16	5,700	1.42	1.14	0.51	1.02	7.32	1.34	0.79	2.4	12	28-X-7-8SSLH
3/8	8,800	1.61	1.34	0.63	1.34	8.58	1.73	1.02	4.4	7	28-X-10SSLH
1/2	15,000	1.81	1.69	0.83	1.65	10.87	2.01	1.18	8.8	4	28-X-13SSLH
5/8	22,600	2.40	1.97	0.91	2.20	12.95	2.36	1.42	15.0	3	28-X-16SSLH



EXTREME-100



New

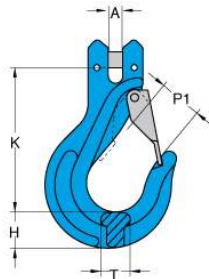


G-100 Clevis Grab Hook – Design factor 4:1 proof tested and certified - Cert supplied on request

Grade 100 Chain	WLL lbs	Dimensions (inches)						Wt. Lbs	Pcs box	Part Number
		A	F	H	K	L	P			
1/4-5/16	5,700	0.39	1.18	0.87	2.17	3.66	0.39	0.7	40	28-X-7-8CGH
3/8	8,800	0.43	1.61	1.14	3.03	5.04	0.51	1.8	20	28-X-10CGH
1/2	15,000	0.59	2.05	1.50	3.90	6.50	0.67	3.5	10	28-X-13CGH
5/8	22,600	0.71	2.24	1.77	4.49	7.68	0.83	5.9	8	28-X-16CGH
3/4	35,300	0.87	2.87	2.05	5.12	8.74	0.91	10.1	4	28-X-18-20CGH



EXTREME-100



New



G-100 Clevis Sling Hook – Design factor 4:1 proof tested and certified - Cert supplied on request

Gr 100 Chain	WLL lbs	Spare Latch Kit		Dimensions (inches)					Wt. Lbs	Pcs box	Hook Part Number
		Price	Part #	A	H	K	P1	T			
9/32	5,700	6.77	28-7-8LK	0.39	0.87	3.86	1.06	0.71	1.3	30	28-X-7-8CSH
3/8	8,800	8.52	28-10LK	0.43	1.18	4.80	1.34	0.94	2.4	15	28-X-10CSH
1/2	15,000	11.32	28-13LK	0.59	1.46	5.79	1.73	1.18	5.1	8	28-X-13CSH
5/8	22,600	14.21	28-16LK	0.71	1.65	6.54	1.89	1.54	8.6	6	28-X-16CSH
3/4	35,300	16.99	28-18-20LK	0.87	2.52	8.15	2.24	1.89	18.9	4	28-X-18-20CSH

****See Page 14 for Grade 100 Chain****